

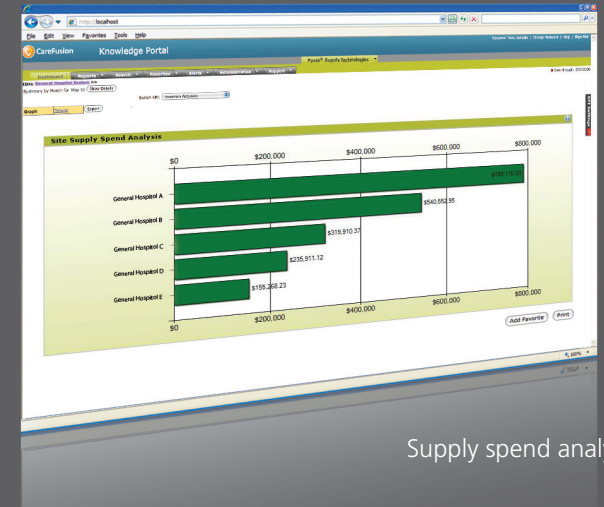
CareFusion Knowledge Portal

for Pyxis® supply technologies

Actionable intelligence for improved supply chain performance

Get a personalized view of supply chain performance across Key Performance Indicators (KPIs) using the CareFusion Knowledge Portal for Pyxis® supply technologies. With just a few clicks, you can easily view and analyze data to help identify problem areas, drive supply cost savings and improve hospital operations.

- View data from any computer with a Internet connection—on a macro and micro level—across an IDN, hospital, for specific stations, items and users
- Gain visibility to supply chain performance, user defined alert thresholds and trends across KPIs such as inventory accuracy, in-stock percentages, supply spend analysis and user compliance
- Streamline information for multiple Pyxis® supply technologies into a single, CareFusion-hosted web application that helps reduce manual time spent generating daily, weekly and monthly reports
- Adjust status levels to meet your goals by evaluating color-coded data (red, yellow, green)
- Save valuable space with a hosted application requiring no hospital IT footprint



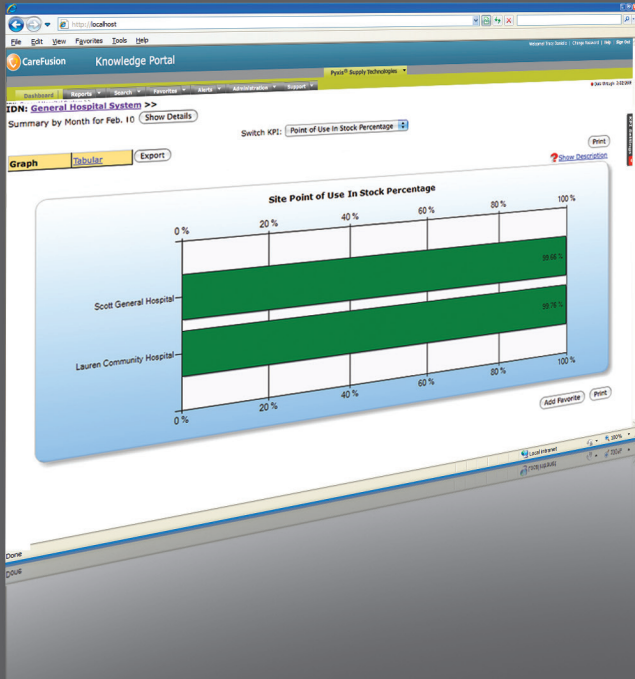
Supply spend analysis

“The Knowledge Portal for Pyxis® supply technologies allows you to be proactive instead of reactive. It gives you the information people want to see and the ROI numbers they’re looking for.”

Mike O'Connor
MMIS Coordinator
Flagstaff Medical Center, Northern Arizona Healthcare



1. Click to measure in-stock percentages by items to help expedite product availability

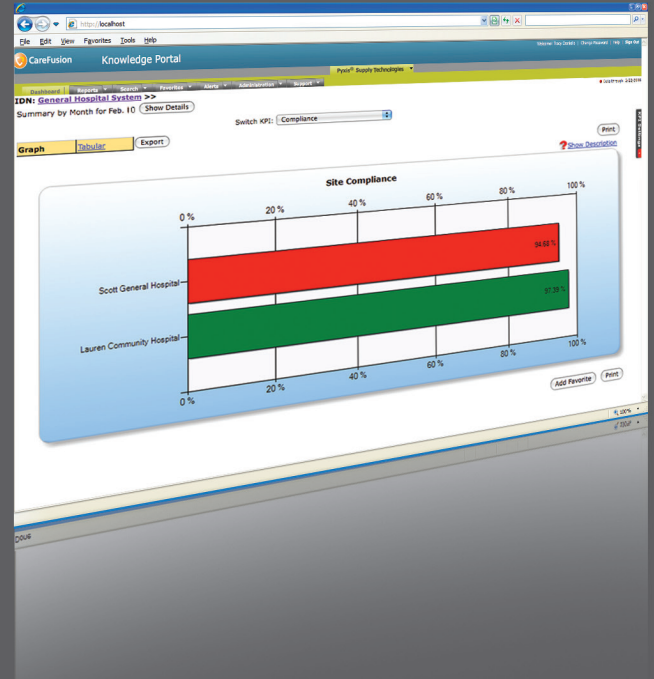


2. Click to gain visibility to inventory accuracy to help identify discrepancies

Inventory Accuracy

Area	Accuracy %	Discrepancy Transactions	Valid Transactions	Quantity Taken	Quantity Returned	Discrepancy Quantity
SE	0.00 %	\$462.48	\$0.00		175	175
SE	0.00 %	\$618.92	\$0.00	4,709	19	99,053
SE	0.20 %	\$2,662,685.54	\$8,262.54	3,360	108	209,472
OR	0.61 %	\$2,715,345.61	\$16,637.80	21,970	208	492,013
MS-4-1	0.61 %	\$205,969.19	\$72,095.20	5,431	34	102,902
SE	25.93 %	\$27,866.33	\$15,929.56	1,569	1	4,078
JCU	36.39 %	\$2,558.23	\$1,647.08	1,568	10	10,280
RADIOLOGY	39.17 %	\$11,992.83	\$7,782.63	13,106	10	5,149
MS-4-2	39.35 %	\$22,775.48	\$27,306.58	10,718	2,490	2,060
OR	54.52 %	\$86,322.69	\$248,343.79	9,151	896	4,658
OR	74.21 %	\$10,735.99	\$26,455.06	32,387	122	11,918
PH/LO	76.86 %	\$145,997.51	\$908,705.08	229	14	
MedSurg	86.16 %	\$0.00	\$426.68			
NO AREA	100.00 %					

3. Click to monitor compliance information at user levels to help identify training needs



Red	Possible problem
Yellow	Area to watch
Green	Performance OK

To view the CareFusion Knowledge Portal in action, visit carefusion.com/analytics

Available for hospitals using Pyxis® supply technologies version 8.0 or higher.

© 2010 CareFusion Corporation or one of its subsidiaries. Pyxis is a registered trademark of CareFusion Corporation or one of its subsidiaries. PS1574 (0610/Qty)

CareFusion
San Diego, CA

carefusion.com

